



District Report Card: 2017


State: Tamil Nadu	District: Chennai
Class: 8	Subject: Language
Schools: 51	Students: 1076


Participation/Coverage


Students

GENDER 	Boys		Girls	
	Number	%	Number	%
	425	39.50	651	60.50

AREA 	Rural		Urban	
	Number	%	Number	%
	36	3.35	1040	96.65

CATEGORY 	SC		ST		OBC		GEN	
	Number	%	Number	%	Number	%	Number	%
	414	38.48	6	0.56	521	48.42	135	12.55

CWSN 	LD	VI	HI	S&LD	ID	Oth
	0	0	0	0	0	0

Management 	Government		Government-aided	
	Number	%	Number	%
	319	29.65	757	70.35

Average Performance of Students in Language (%)

Overall	Gender		Area		Management		Social Group			
	Male	Female	Rural	Urban	Govt.	Aided	SC	ST	OBC	GEN
51.45	48.69	53.25	52.78	51.40	46.83	53.39	51.66	22.22	51.17	53.19

Performance on Learning Outcomes (LOs)

Learning Outcomes	Description	Average Performance(%)
L813	Read textual/non-textual materials with comprehension and identifies the details, characters, main idea and sequence of ideas and events while reading	51.45

Range of Performance of Students who Answered Correctly							
Below 30%		30% - 50%		50% - 75%		Above 75%	
Number	%	Number	%	Number	%	Number	%
203	18.87	310	28.81	415	38.57	148	13.75

Lowest Performing Learning Outcomes (LOs)

1 - Read textual/non-textual materials with comprehension and identifies the details, characters, main idea and sequence of ideas and events while reading (51.45)